

VX-2200 LTR[®]

VHF/UHF LTR[®] Mobile Radios



- LTR[®] OPERATION 32 ZONES / 250 GROUPS
- POWER OUTPUT 50 W VHF / UHF
- WIDE BAND COVERAGE
 - VHF 134-174 MHz / UHF 450-512 MHz
- LOUD FRONT SPEAKER AUDIO
- CTCSS / DCS ENCODE AND DECODE
- DTMF / ANI / PAGING INCLUDED
- EMERGENCY FEATURE
- D-SUB-15 PIN ACCESSORY CONNECTOR
- RSSI INDICATOR
- BUILT-IN INVERSION ENCRYPTION
- ROLLING CODE ENCRYPTION (OPTION)
- MDC-1200[®] / GE-STAR[®] ANI ENCODE (OPTION)
- PassPort[®] (FUTURE FIRMWARE UPGRADE)

LTR[®] is a registered trademark of E.F. Johnson Company
PassPort[®] is a registered trademark of Trident Micro Systems



 **Vertex Standard**
We make a difference

VX-2200LTR® VHF/UHF Mobile Radios

The VX-2200LTR® mobiles are full featured FM transceivers designed for flexible mobile business communications in the VHF or UHF Land mobile radio bands. These transceivers are designed for reliable business communications in a wide variety of applications with a wide range of operating capability provided by their leading-edge design with high output power (50 Watts VHF and UHF). The VX-2200LTR® mobiles have an eight character alpha-numeric display.

32 Zones / 250 Groups

The VX-2200LTR® gives you up to 32 Zones and 250 Groups to get the job done.

Power Output: 50 watts

With 50 watts output on VHF and UHF, the VX-2200LTR® mobiles have the power to get your message through.

Wide Band Coverage (VHF 134-174 MHz / UHF 450-512 MHz)

The VX-2200LTR® mobiles continue with our efforts to give you the maximum flexibility possible with ultra-wide band coverage.

Loud Front Speaker Audio

The front facing speaker and 4 Watts of audio power gives you plenty of receiver audio even in noisy environments.

Signaling Features

The VX-2200LTR® mobiles offer Variety of Signaling Features. Besides the standard CTCSS and DCS sub-audible signaling, these mobiles also include 5-Tone, DTMF ANI and Paging.

Emergency Feature

Excellent for school bus drivers, delivery vans, or any other application where you do not want the driver to be "on their own". With the built-in Emergency feature, a silent alarm can be sent and transmit live audio to the dispatcher.

D-SUB 15 pin Accessory Connector

Connecting outboard devices is easy using the rear mounted 15 pin accessory connector.

Optional Signaling Features

DTMF decode paging is available without optional board. The FVP-35 offers rolling code type encryption. The VME-100 board gives you MDC-1200 (and GE-Star) encode feature to operate in existing systems.

Rugged, Die-cast Construction

The VX-2200LTR's circuitry is housed within a die-cast aluminum enclosure, which doubles as a heat sink. This extraordinarily durable construction ensures many years of reliable operation, even in high-vibration installations.



MIL-Spec Rated (MIL 810 C/D/E/F)

The ultra-rugged design of the VX-2200LTR® enables it to be fully compliant with the demanding specifications of MIL 810 C/D/E/F, pursuant to the test procedures documented below.

APPLICABLE MIL-STD

Standard	MIL 810C Methods/Procedures	MIL 810D Methods/Procedures	MIL 810E Methods/Procedures	MIL 810F Methods/Procedures
High Temperature	501.1/Procedure II			
Low Temperature	502.1/Procedure I			
Blowing Sand & Dust			510.3/Procedure I	
Vibration	514.2/Procedure VIII, X	514.3/Procedure I, Cat.10	514.4/Procedure I, Cat.10	514.5/Procedure I, Cat.20,24
Shock	516.2/Procedure I,V	516.3/Procedure I,IV	516.4/Procedure I,IV	516.5/Procedure I,IV,VI








Specifications

	VHF	UHF
General Specifications		
Frequency Range	134-174 MHz	450-512 MHz
Number of Zone	32	
Number of Group	250	
Number of Channels	Conventional : 250 Trunking : 640	
Power Supply Voltage	13.6 V DC ±15 %	
Channel Spacing	12.5/25 kHz	
Current Consumption (Approx.)	TX: 11 A, RX: 2.5 A, Standby: 250 mA	
Operating Temperature Range	-22° F - 140° F	
Frequency Stability	Better than ±2.5 ppm	
RF Input-Output Impedance	50 Ohm	
Dimension (W x H x D)	6.5" x 1.8" x 6.1"	
Weight (Approx.)	2.87 lbs.	

	VHF	UHF
Receiver Specifications Measured by TIA/EIA-603		
Sensitivity (12 dB SINAD)	0.25 µV	0.25 µV
Adjacent Channel Selectivity	75 / 65 dB	73 / 65 dB
Intermodulation	73 / 70 dB	
Spurious and Image Rejection	90 dB	80 dB
Audio Output	Internal: 4 W @ 18 Ω, 5 % THD External: 12 W @ 4 Ω, 5 % THD	
Transmitter Specifications Measured by TIA/EIA-603		
Output Power	50 / 25 / 10 W	
Modulation	16K0F3E, 11K0F3E	
Maximum Deviation	±5.0 kHz / ±2.5 kHz	
Audio Distortion	< 3 % @ 1 kHz	
Conducted Spurious Emission	70 dB below carrier	

Specification may be changed without notification.

Accessories & Options

 MH-67A8J Standard Microphone	 MH-64A8J 16 Keypad Microphone	 FVP-35 Rolling Code Encryption Unit	 MLS-200 External Speaker (12 W Peak Power)	 FP-1023A External Power Supply (13.8 VDC 23 A)	 LF-1 Line Filter	 CT-4 (T9101411) Cloning Cable								
 MH-25A8J Standard Microphone	 MD-12A8J Desktop Microphone	 VME-100 MDC1200®/GE-STAR® ANI Encoder Unit	 MLS-100 External Speaker (12 W Peak Power)	<table border="1"> <tbody> <tr> <td rowspan="2">Programming Cable</td> <td>USB</td> <td>FIF-10A + CT-104A</td> </tr> <tr> <td>RS-232C</td> <td>CT-29 + CT-126</td> </tr> <tr> <td>Programming Software</td> <td colspan="2">CE94</td> </tr> </tbody> </table>			Programming Cable	USB	FIF-10A + CT-104A	RS-232C	CT-29 + CT-126	Programming Software	CE94	
Programming Cable	USB	FIF-10A + CT-104A												
	RS-232C	CT-29 + CT-126												
Programming Software	CE94													



Vertex Standard US Headquarters

10900 Walker Street, Cypress, CA 90630, U.S.A.
Phone 714/827-7600; Fax 714/827-8100
<http://www.vertexstandard.com>